

The effect of processes $\pi\pi \rightarrow \pi\pi, K\bar{K}, \eta\eta$ in decays of the ψ - and Υ -meson families

Yu.S. Surovtsev¹, P. Bydžovský², T. Gutsche³, R. Kamiński⁴,
V.E. Lyubovitskij^(3,5,6), M. Nagy⁷

¹ Bogoliubov Laboratory of Theoretical Physics, JINR, Dubna, Russia

² Nuclear Physics Institute, AS CR, Řež near Prague, Czech Republic

³ Institut für Theoretische Physik, Universität Tübingen, Tübingen, Germany

⁴ Institute of Nuclear Physics, PAN, Cracow, Poland

⁵ Department of Physics, Tomsk State University, 634050 Tomsk, Russia

⁶ Mathematical Physics Department, Tomsk Polytechnic University, 634050 Tomsk, Russia

⁷ Institute of Physics, SAS, Bratislava, Slovak Republic

Outline

- Introduction
- The model-independent amplitudes for multi-channel $\pi\pi$ scattering ($\pi\pi \rightarrow \pi\pi, K\bar{K}, \eta\eta$)
 - ▶ Resonance representations on the 8-sheeted Riemann surface
 - ▶ The S -matrix parametrization
 - ▶ Results of the analysis of data on $\pi\pi \rightarrow \pi\pi, K\bar{K}, \eta\eta$
- The contribution of multi-channel $\pi\pi$ scattering in the final states of decays of ψ - and Υ -meson families
- Conclusions

Introduction

In the analysis of data on decays of the Υ -meson family
 $-\Upsilon(2S) \rightarrow \Upsilon(1S)\pi\pi$, $\Upsilon(3S) \rightarrow \Upsilon(1S)\pi\pi$ and $\Upsilon(3S) \rightarrow \Upsilon(2S)\pi\pi$ –
the contribution of multi-channel $\pi\pi$ scattering in the final-state
interactions is considered. The analysis, which is aimed at studying the
scalar mesons, is performed jointly considering the isoscalar S-wave
processes $\pi\pi \rightarrow \pi\pi$, $K\bar{K}$, $\eta\eta$, which are described in our model-independent
approach based on analyticity and unitarity and using an uniformization
procedure, and the charmonium decay processes
 $J/\psi \rightarrow \phi(\pi\pi, K\bar{K})$, $\psi(2S) \rightarrow J/\psi(\pi\pi)$.

Importance of studying properties of scalar mesons is related to the
obvious fact that a comprehension of these states is necessary in principle
for the most profound topics concerning the QCD vacuum, because these
sectors affect each other especially strongly due to possible "direct"
transitions between them. However the problem of interpretation of the
scalar mesons is faraway to be solved completely [J.Beringer et al. (PDG),
PR D86 (2012) 010001].

E.g., applying our model-independent method in the 3-channel analyses of processes $\pi\pi \rightarrow \pi\pi, K\bar{K}, \eta\eta, \eta\eta'$ [Yu.S. Surovtsev et al., PR D81 (2010) 016001; PR D85 (2012) 036002] we have obtained parameters of the $f_0(500)$ and $f_0(1500)$ which differ considerably from results of analyses which utilize other methods (mainly those based on dispersion relations and Breit–Wigner approaches).

To make our approach more convincing, to confirm obtained results and to diminish inherent arbitrariness, we have utilized the derived model-independent amplitudes for multi-channel $\pi\pi$ scattering calculating the contribution of final-state interactions in decays $J/\psi \rightarrow \phi(\pi\pi, K\bar{K})$, $\psi(2S) \rightarrow J/\psi(\pi\pi)$ and $\Upsilon(2S) \rightarrow \Upsilon(1S)\pi\pi$ [Yu.S. Surovtsev et al., NP B (Proc.Suppl.) 245 (2013) 259; PR D89 (2014) 036010].

Here we add to the analysis the data on decays $\Upsilon(3S) \rightarrow \Upsilon(1S)\pi\pi$ and $\Upsilon(3S) \rightarrow \Upsilon(2S)\pi\pi$ from CLEO(94) Collaboration. A distinction of the $\Upsilon(3S)$ decays from the above ones consists in the fact that in this case a phase space cuts off, as if, possible contributions which can interfere destructively with the $\pi\pi$ -scattering contribution giving a characteristic 2-humped shape of the di-pion mass distribution in $\Upsilon(3S) \rightarrow \Upsilon(1S)\pi\pi$.

After establishing the 2-humped shape of di-pion spectrum Lipkin and Tuan [H.J.Lipkin, S.F.Tuan, PL B206 (1988) 349] have suggested that the decay $\Upsilon(3S) \rightarrow \Upsilon(1S)\pi\pi$ proceeds as follows

$$\Upsilon(3S) \rightarrow B^*\bar{B}^* \rightarrow B^*\bar{B}\pi \rightarrow B\bar{B}\pi\pi \rightarrow \Upsilon(1S)\pi\pi.$$

Then in the heavy-quarkonium limit, when neglecting recoil of the final-quarkonium state, they obtained that the amplitude contains a term proportional to $\mathbf{p}_1 * \mathbf{p}_2 \propto \cos\theta_{12}$ (θ_{12} is the angle between the pion three-momenta \mathbf{p}_1 and \mathbf{p}_2) multiplied by some function of the kinematic invariants. If the latter were a constant, then the distribution $d\Gamma/d\cos\theta_{12} \propto \cos^2\theta_{12}$ (and $d\Gamma/dM_{\pi\pi}$) would have the 2-humped shape. However, this scenario was not tested numerically by fitting to data. It is possible this effect is negligible due to the small coupling of the Υ to the b-flavored sector.

Moxhay in work [P.Moxhay, PR D39 (1989) 3497] have suggested that the 2-humped shape is a result of interference between two parts of the decay amplitude. One part, in which the $\pi\pi$ final state interaction is allowed for, is related to a mechanism which acts well in decays $\psi(2S) \rightarrow J/\psi(\pi\pi)$ and $\Upsilon(2S) \rightarrow \Upsilon(1S)\pi\pi$ and, obviously, should operate also in $\Upsilon(3S) \rightarrow \Upsilon(1S)\pi\pi$.

The other part is responsible for the Lipkin – Tuan mechanism. Though there remains nothing from the latter because the author says that the term containing $\mathbf{p}_1 * \mathbf{p}_2$ does not dominate this part of amplitude and “the other tensor structures conspire to give a distribution in $M_{\pi\pi}$ that is more or less flat” – indeed, constant.

It seems an approach of work [T.Komada, M.Ishida, S.Ishida, AIP Conf.Proc. **619** (2002) 499] resembles the above one. The authors have supposed simply that a pion pair is formed in the $\Upsilon(3S)$ decay both as a result of re-scattering and “directly”. One can, however, believe that the latter is not reasonable because the pions interact strongly, inevitably.

We show that the indicated effect of destructive interference can be achieved taking into account our previous conclusions on the wide resonances [Yu.S.Surovtsev et al., J.Phys. G: Nucl.Part.Phys. **41** (2014) 025006; PR D**89** (2014) 036010], without the doubtful assumptions.

The model-independent amplitudes for multi-channel $\pi\pi$ scattering

Considering the multi-channel $\pi\pi$ scattering, we shall deal with the 3-channel case (namely with $\pi\pi \rightarrow \pi\pi, K\bar{K}, \eta\eta$) because it was shown [Yu.S. Surovtsev et al., PR D**86** (2012) 116002; J.Phys. G: Nucl.Part.Phys. **41** (2014) 025006] that this is a minimal number of channels needed for obtaining correct values of scalar-isoscalar resonance parameters.

- Resonance representations on the 8-sheeted Riemann surface

The 3-channel S -matrix is determined on the 8-sheeted Riemann surface. The matrix elements S_{ij} , where $i, j = 1, 2, 3$ denote channels, have the right-hand cuts along the real axis of the s complex plane (s is the invariant total energy squared), starting with the channel thresholds s_i ($i = 1, 2, 3$), and the left-hand cuts related to the crossed channels.

The Riemann-surface sheets are numbered according to the signs of analytic continuations of the square roots $\sqrt{s - s_i}$ ($i = 1, 2, 3$) as follows:

	I	II	III	IV	V	VI	VII	VIII
$\text{Im}\sqrt{s - s_1}$	+	-	-	+	+	-	-	+
$\text{Im}\sqrt{s - s_2}$	+	+	-	-	-	-	+	+
$\text{Im}\sqrt{s - s_3}$	+	+	+	+	-	-	-	-

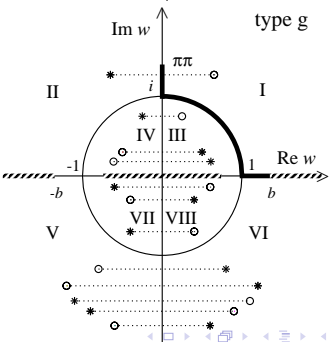
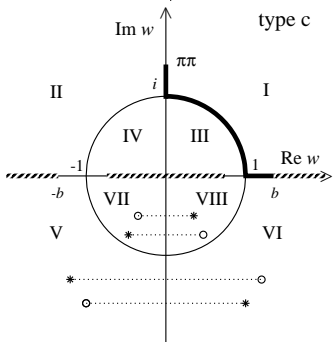
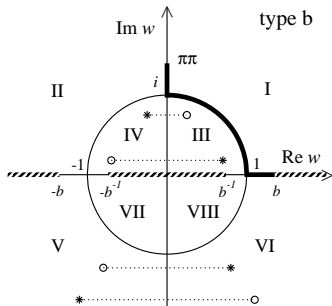
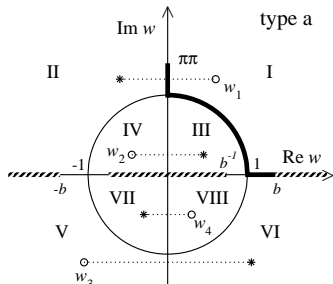
An adequate allowance for the Riemann surface structure is performed taking the following uniformizing variable [Yu.S.Surovtsev, P.Bydžovský, V.E.Lyubovitskij, PR D85 (2012) 036002] where we have neglected the $\pi\pi$ -threshold branch-point and taken into account the $K\bar{K}$ - and $\eta\eta$ -threshold branch-points and the left-hand branch-point at $s = 0$ related to the crossed channels:

$$w = \frac{\sqrt{(s - s_2)s_3} + \sqrt{(s - s_3)s_2}}{\sqrt{s(s_3 - s_2)}} \quad (s_2 = 4m_K^2 \text{ and } s_3 = 4m_\eta^2).$$

Resonance representations on the Riemann surface are obtained using formulas from [D.Krupa, V.A.Meshcheryakov, Yu.S.Surovtsev, NC A109 (1996) 281], expressing analytic continuations of the S -matrix elements to all sheets in terms of those on the physical (I) sheet that have only the resonances zeros (beyond the real axis), at least, around the physical region.

In the 3-channel case, there are 7 types of resonances corresponding to 7 possible situations when there are resonance zeros on sheet I only in S_{11} – (a); S_{22} – (b); S_{33} – (c); S_{11} and S_{22} – (d); S_{22} and S_{33} – (e); S_{11} and S_{33} – (f); S_{11} , S_{22} and S_{33} – (g). The resonance of every type is represented by the pair of complex-conjugate clusters (of poles and zeros on the Riemann surface).

In the next slide we show on the w -plane the representation of resonances of types (a), (b), (c) and (g), met in the analysis, in the 3-channel $\pi\pi$ -scattering S -matrix element.



- The S-matrix parametrization

The S-matrix elements S_{ij} are parameterized using the Le Couteur-Newton relations [K.J.Le Couteur, Proc.R.London, Ser. A**256** (1960) 115; R.G.Newton, J.Math.Phys. **2** (1961) 188; M.Kato, Ann.Phys. **31** (1965) 130]. On the w -plane, we have derived for them:

$$S_{11} = \frac{d^*(-w^*)}{d(w)}, \quad S_{22} = \frac{d(-w^{-1})}{d(w)}, \quad S_{33} = \frac{d(w^{-1})}{d(w)},$$

$$S_{11}S_{22} - S_{12}^2 = \frac{d^*(w^{*-1})}{d(w)}, \quad S_{11}S_{33} - S_{13}^2 = \frac{d^*(-w^{*-1})}{d(w)}.$$

The $d(w)$ is the Jost matrix determinant. The 3-channel unitarity requires the following relations to hold for physical w -values:

$$|d(-w^*)| \leq |d(w)|, \quad |d(-w^{-1})| \leq |d(w)|, \quad |d(w^{-1})| \leq |d(w)|,$$

$$|d(w^{*-1})| = |d(-w^{*-1})| = |d(-w)| = |d(w)|.$$

The S -matrix elements in Le Couteur–Newton relations are taken as the products $S = S_B S_{res}$; the main (model-independent) contribution of resonances, given by the pole clusters, is included in the resonance part S_{res} ; possible remaining small (model-dependent) contributions of resonances and influence of channels which are not taken explicitly into account in the uniformizing variable are included in the background part S_B . The d-function is: for the resonance part

$$d_{res}(w) = w^{-\frac{M}{2}} \prod_{r=1}^M (w + w_r^*) \quad (M \text{ is the number of resonance zeros})$$

for the background part $d_B = \exp[-i \sum_{n=1}^3 \frac{\sqrt{s-s_n}}{2m_n} (\alpha_n + i\beta_n)]$,

$$\alpha_n = a_{n1} + a_{n\sigma} \frac{s - s_\sigma}{s_\sigma} \theta(s - s_\sigma) + a_{nv} \frac{s - s_v}{s_v} \theta(s - s_v),$$

$$\beta_n = b_{n1} + b_{n\sigma} \frac{s - s_\sigma}{s_\sigma} \theta(s - s_\sigma) + b_{nv} \frac{s - s_v}{s_v} \theta(s - s_v)$$

where s_σ is the $\sigma\sigma$ threshold; s_v is the combined threshold of the $\eta\eta'$, $\rho\rho$, $\omega\omega$ channels. The resonance zeros w_r and the background parameters were fixed by fitting to data on processes $\pi\pi \rightarrow \pi\pi, K\bar{K}, \eta\eta, \dots$

- Results of the analysis of data on $\pi\pi \rightarrow \pi\pi, K\bar{K}, \eta\eta$

For the data on multi-channel $\pi\pi$ scattering we used the results of phase analyses which are given for phase shifts of the amplitudes $\delta_{\alpha\beta}$ and for the modules of the S -matrix elements $\eta_{\alpha\beta} = |S_{\alpha\beta}|$ ($\alpha, \beta = 1, 2, 3$):

$$S_{\alpha\alpha} = \eta_{\alpha\alpha} e^{2i\delta_{\alpha\alpha}}, \quad S_{\alpha\beta} = i\eta_{\alpha\beta} e^{i\phi_{\alpha\beta}}.$$

If below the third threshold there is the 2-channel unitarity then the relations

$$\eta_{11} = \eta_{22}, \quad \eta_{12} = (1 - \eta_{11}^2)^{1/2}, \quad \phi_{12} = \delta_{11} + \delta_{22}$$

are fulfilled in this energy region.

For the $\pi\pi$ scattering, the data are taken from the threshold to 1.89 GeV from [J.R.Batley et al, EPJ **C54** (2008) 411; B.Hyams et al., NP **B64** (1973) 134; **100** (1975) 205; A.Zylbersztein et al., PL **B38** (1972) 457; P.Sonderegger, P.Bonamy, in: Proc. 5th Intern. Conf. on Elem. Part., Lund, 1969, paper 372; J.R.Bensinger et al., PL **B36** (1971) 134; J.P.Baton et al., PL **B33** (1970) 525, 528; P.Baillon et al., PL **B38** (1972) 555; L.Rosselet et al., PR **D15** (1977) 574; A.A.Kartamyshev et al., Pis'ma v ZhETF **25** (1977) 68; A.A.Bel'kov et al., Pis'ma v ZhETF **29** (1979) 652].

For $\pi\pi \rightarrow K\bar{K}$, practically all the accessible data are used [W.Wetzel et al., NP B**115** (1976) 208; V.A.Polychronakos et al., PR D**19** (1979) 1317; P.Estabrooks, PR D**19** (1979) 2678 ; D.Cohen et al., PR D**22** (1980) 2595; G.Costa et al., NP B**175** (1980) 402; A.Etkin et al., PR D**25** (1982) 1786].

For $\pi\pi \rightarrow \eta\eta$, we used data for $|S_{13}|^2$ from the threshold to 1.72 GeV [F.Binon et al., NC A**78** (1983) 313].

More preferable scenarios: the $f_0(500)$ is described by the cluster of type **(a)**; the $f_0(1370)$ and $f_0(1500)$, type **(c)** and $f'_0(1500)$, type **(g)**; the $f_0(980)$ is represented only by the pole on sheet II and shifted pole on sheet III. However, the $f_0(1710)$ can be described by clusters either of type **(b)** or **(c)**. For definiteness, we have taken type **(c)**.

Analyzing these data, we have obtained two solutions which are distinguished mainly in the width of $f_0(500)$. Further we show the solution which has survived after adding to the analysis the data on decays $J/\psi \rightarrow \phi(\pi\pi, K\bar{K})$ from the Mark III, DM2 and BES II Collaborations.

Table: The pole clusters for resonances on the \sqrt{s} -plane. $\sqrt{s}_r = E_r - i\Gamma_r/2$.

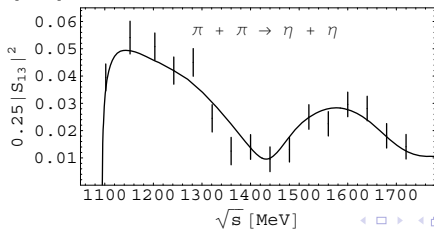
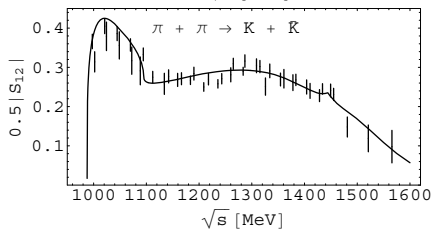
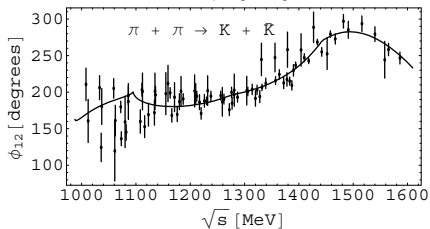
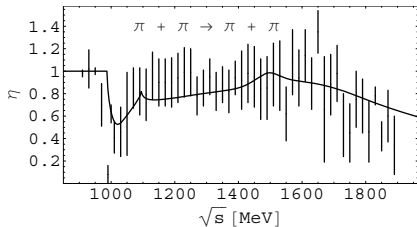
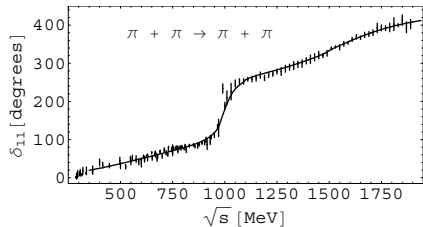
Sheet		$f_0(500)$	$f_0(980)$	$f_0(1370)$	$f_0(1500)$	$f'_0(1500)$	$f_0(1710)$
II	E_r	521.6 ± 12.4	1008.4 ± 3.1			1512.4 ± 4.9	
	$\Gamma_r/2$	467.3 ± 5.9	33.5 ± 1.5			287.2 ± 12.9	
III	E_r	552.5 ± 17.7	976.7 ± 5.8	1387.2 ± 24.4		1506.1 ± 9.0	
	$\Gamma_r/2$	467.3 ± 5.9	53.2 ± 2.6	167.2 ± 41.8		127.8 ± 10.6	
IV	E_r			1387.2 ± 24.4		1512.4 ± 4.9	
	$\Gamma_r/2$			178.2 ± 37.2		215.0 ± 17.6	
V	E_r			1387.2 ± 24.4	1493.9 ± 3.1	1498.8 ± 7.2	1732.8 ± 43.2
	$\Gamma_r/2$			261.0 ± 73.7	72.8 ± 3.9	142.3 ± 6.0	114.8 ± 61.5
VI	E_r	573.4 ± 29.1		1387.2 ± 24.4	1493.9 ± 5.6	1511.5 ± 4.3	1732.8 ± 43.2
	$\Gamma_r/2$	467.3 ± 5.9		250.0 ± 83.1	58.4 ± 2.8	179.3 ± 4.0	111.2 ± 8.8
VII	E_r	542.5 ± 25.5			1493.9 ± 5.0	1500.4 ± 9.3	1732.8 ± 43.2
	$\Gamma_r/2$	467.3 ± 5.9			47.8 ± 9.3	99.9 ± 18.0	55.2 ± 38.0
VIII	E_r				1493.9 ± 3.2	1512.4 ± 4.9	1732.8 ± 43.2
	$\Gamma_r/2$				62.2 ± 9.2	298.4 ± 14.5	58.8 ± 16.4

The obtained background parameters are:

$$\underline{a_{11} = 0.0, a_{1\sigma} = 0.0199, a_{1\nu} = 0.0, b_{11} = b_{1\sigma} = 0.0, b_{1\nu} = 0.0338, a_{21} = -2.4649, a_{2\sigma} = -2.3222, a_{2\nu} = -6.611, b_{21} = b_{2\sigma} = 0.0, b_{2\nu} = 7.073, b_{31} = 0.6421, b_{3\sigma} = 0.4851, b_{3\nu} = 0; s_\sigma = 1.6338 \text{ GeV}^2, s_\nu = 2.0857 \text{ GeV}^2.}$$

The very simple description of the $\pi\pi$ -scattering background confirms well our assumption $\underline{S = S_B S_{res}}$ and also that representation of multi-channel resonances by the pole clusters on the uniformization plane is good and quite sufficient.

It is important that we have obtained practically zero background of the $\pi\pi$ scattering in the scalar-isoscalar channel because a reasonable and simple description of the background should be a criterion for the correctness of the approach. Furthermore, this shows that the consideration of the left-hand branch-point at $s = 0$ in the uniformizing variable solves partly a problem of some approaches (see, e.g., **N.N. Achasov, G.N. Shestakov, PR D49 (1994) 5779**) that the wide-resonance parameters are strongly controlled by the non-resonant background.



Generally, *wide multi-channel states are most adequately represented by pole clusters*, because the pole clusters give the main model-independent effect of resonances. The pole positions are rather stable characteristics for various models, whereas masses and widths are very model-dependent for wide resonances.

However, mass values are needed in some cases, e.g., in mass relations for multiplets. Therefore, we stress that such parameters of the wide multi-channel states, as *masses, total widths and coupling constants with channels, should be calculated using the poles on sheets II, IV and VIII*, because only on these sheets the analytic continuations have the forms:

$$\propto 1/S_{11}^I, \quad \propto 1/S_{22}^I \quad \text{and} \quad \propto 1/S_{33}^I,$$

respectively, i.e., the pole positions of resonances are at the same points of the complex-energy plane, as the resonance zeros on the physical sheet, and are not shifted due to the coupling of channels.

E.g., if the resonance part of amplitude is taken as

$$T^{res} = \sqrt{s} \Gamma_{el} / (m_{res}^2 - s - i\sqrt{s} \Gamma_{tot}),$$

for the mass and total width, one obtains

$$m_{res} = \sqrt{E_r^2 + (\Gamma_r/2)^2} \quad \text{and} \quad \Gamma_{tot} = \Gamma_r,$$

where the pole position $\sqrt{s_r} = E_r - i\Gamma_r/2$ must be taken on sheets II, IV, VIII, depending on the resonance classification.

Table: The masses and total widths of the f_0 resonances.

	$f_0(600)$	$f_0(980)$	$f_0(1370)$	$f_0(1500)$	$f'_0(1500)$	$f_0(1710)$
$m_{res}[\text{MeV}]$	693.9 ± 10.0	1008.1 ± 3.1	1399.0 ± 24.7	1495.2 ± 3.2	1539.5 ± 5.4	1733.8 ± 43.2
$\Gamma_{tot}[\text{MeV}]$	931.2 ± 11.8	64.0 ± 3.0	357.0 ± 74.4	124.4 ± 18.4	571.6 ± 25.8	117.6 ± 32.8

The contribution of multi-channel $\pi\pi$ scattering in the final states of decays of ψ - and Υ -meson families

For decays $J/\psi \rightarrow \phi\pi\pi, \phi K\bar{K}$ we have taken data from Mark III [W.Lockman, Proc.Hadron'89 Conf., ed. F.Binon et al. (Editions Frontières, Gif-sur-Yvette,1989) p.109], from DM2 [A.Falvard et al., PR **D38** (1988) 2706] and from BES II [M.Ablikim et al., PL **B607** (2005) 243]; for $\psi(2S) \rightarrow J/\psi(\pi^+\pi^-)$ from Mark II [G.Gidal et al., PL **B107** (1981) 153]; for $\psi(2S) \rightarrow J/\psi(\pi^0\pi^0)$ from Crystal Ball(80) [M.Oreglia et al., PRL **45** (1980) 959]; for $\Upsilon(2S) \rightarrow \Upsilon(1S)(\pi^+\pi^-, \pi^0\pi^0)$ from Argus [H.Albrecht et al., PL **B134** (1984) 137], CLEO [D.Besson et al., PR **D30** (1984) 1433], CUSB [V.Fonseca et al., NP **B242** (1984) 31], and Crystal Ball(85) Collaborations [D.Gelphman et al., PR **D32** (1985) 2893 (1985)]; finally for $\Upsilon(3S) \rightarrow \Upsilon(1S)(\pi^+\pi^-, \pi^0\pi^0)$ and $\Upsilon(3S) \rightarrow \Upsilon(2S)(\pi^+\pi^-, \pi^0\pi^0)$ from CLEO(94) Collaboration [F.Butler et al., PR **D49** (1994) 40].

Formalism for calculating di-meson mass distributions of decays $J/\psi \rightarrow \phi(\pi\pi, K\bar{K})$ and $V' \rightarrow V\pi\pi$ ($V = \psi, \Upsilon$) can be found in Ref.[D.Morgan, M.R.Pennington, PR **D48** (1993) 1185].

There is assumed that pairs of pseudo-scalar mesons of final states have $I = J = 0$ and only they undergo strong interactions, whereas a final vector meson (ϕ, ψ, Υ) acts as a spectator. The amplitudes for decays are related with the scattering amplitudes T_{ij} ($i, j = 1 - \pi\pi, 2 - K\bar{K}$) as follows

$$F(J/\psi \rightarrow \phi\pi\pi) = \sqrt{2/3} [c_1(s)T_{11} + c_2(s)T_{21}],$$

$$F(J/\psi \rightarrow \phi K\bar{K}) = \sqrt{1/2} [c_1(s)T_{12} + c_2(s)T_{22}],$$

$$F(V(2S) \rightarrow V(1S)\pi\pi \ (V = \psi, \Upsilon)) = [(d_1, e_1)T_{11} + (d_2, e_2)T_{21}],$$

$$F(\Upsilon(3S) \rightarrow \Upsilon(1S, 2S)\pi\pi) = [(f_1, g_1)T_{11} + (f_2, g_2)T_{21}]$$

where $c_1 = \gamma_{10} + \gamma_{11}s$, $c_2 = \alpha_2/(s - \beta_2) + \gamma_{20} + \gamma_{21}s$, $(d_i, e_i) = (\delta_{i0}, \rho_{i0}) + (\delta_{i1}, \rho_{i1})s$ and $(f_i, g_i) = (\omega_{i0}, \tau_{i0}) + (\omega_{i1}, \tau_{i1})s$ are functions of couplings of the $J/\psi, \psi(2S), \Upsilon(2S)$ and $\Upsilon(3S)$ to channel i ; $\alpha_2, \beta_2, \gamma_{i0}, \gamma_{i1}, \delta_{i0}, \rho_{i0}, \delta_{i1}, \rho_{i1}, \omega_{i0}, \omega_{i1}, \tau_{i0}$ and τ_{i1} are free parameters. The pole term in c_2 is an approximation of possible ϕK states, not forbidden by OZI rules when considering quark diagrams of these processes. Obviously this pole should be situated on the real s -axis below the $\pi\pi$ threshold.

The expressions for decays $J/\psi \rightarrow \phi(\pi\pi, K\bar{K})$

$$N|F|^2 \sqrt{(s - s_i)[m_\psi^2 - (\sqrt{s} - m_\phi)^2][m_\psi^2 - (\sqrt{s} + m_\phi)^2]}$$

and the analogues relations for $V(2S) \rightarrow V(1S)\pi\pi$ ($V = \psi, \Upsilon$) and $\Upsilon(3S) \rightarrow \Upsilon(1S, 2S)\pi\pi$ give the di-meson mass distributions.

N (normalization to experiment) is 0.7512 for Mark III, 0.3705 for DM2, 5.699 for BES II, 1.015 for Mark II, 0.98 for Crystal Ball(80), 4.3439 for Argus, 2.1776 for CLEO, 1.2011 for CUSB, 0.0788 for Crystal Ball(85), and, finally, for CLEO(94): 0.5096 and 0.2235 for

$\Upsilon(3S) \rightarrow \Upsilon(1S)(\pi^+\pi^-$ and $\pi^0\pi^0)$, 11.6092 and 5.7875 for

$\Upsilon(3S) \rightarrow \Upsilon(2S)(\pi^+\pi^-$ and $\pi^0\pi^0)$, respectively. Parameters of the coupling functions of the decay particles ($J/\psi, \psi(2S), \Upsilon(2S)$ and $\Upsilon(3S)$) to channel i , obtained in the analysis, are: $(\alpha_2, \beta_2) = (0.0843, 0.0385)$,

$$(\gamma_{10}, \gamma_{11}, \gamma_{20}, \gamma_{21}) = (1.1826, 1.2798, -1.9393, -0.9808),$$

$$(\delta_{10}, \delta_{11}, \delta_{20}, \delta_{21}) = (-0.1270, 16.621, 5.983, -57.653),$$

$$(\rho_{10}, \rho_{11}, \rho_{20}, \rho_{21}) = (0.4050, 47.0963, 1.3352, -21.4343),$$

$$(\omega_{10}, \omega_{11}, \omega_{20}, \omega_{21}) = (1.1619, -2.915, 0.7841, 1.0179),$$

$$(\tau_{10}, \tau_{11}, \tau_{20}, \tau_{21}) = (7.2842, -2.5599, 0.0, 0.0).$$

Satisfactory combined description of all considered processes is obtained with the total $\chi^2/\text{ndf} = 596.706/(527 - 78) \approx 1.33$;

- for the $\pi\pi$ scattering, $\chi^2/\text{ndf} \approx 1.15$;
- for $\pi\pi \rightarrow K\bar{K}$, $\chi^2/\text{ndf} \approx 1.65$;
- for $\pi\pi \rightarrow \eta\eta$, $\chi^2/\text{ndf} \approx 0.87$;
- for decays $J/\psi \rightarrow \phi(\pi^+\pi^-, K^+K^-)$, $\chi^2/\text{ndf} \approx 1.36$;
- for $\psi(2S) \rightarrow J/\psi(\pi^+\pi^-, \pi^0\pi^0)$, $\chi^2/\text{ndf} \approx 2.43$;
- for $\Upsilon(2S) \rightarrow \Upsilon(1S)(\pi^+\pi^-, \pi^0\pi^0)$, $\chi^2/\text{ndf} \approx 1.01$;
- for $\Upsilon(3S) \rightarrow \Upsilon(1S)(\pi^+\pi^-, \pi^0\pi^0)$, $\chi^2/\text{ndf} \approx 0.67$,
- for $\Upsilon(3S) \rightarrow \Upsilon(2S)(\pi^+\pi^-, \pi^0\pi^0)$, $\chi^2/\text{ndf} \approx 0.61$.

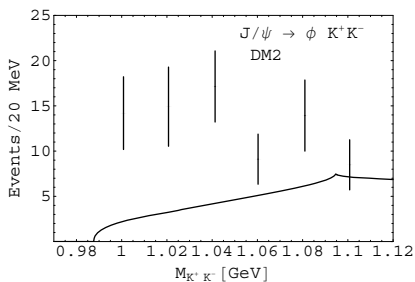
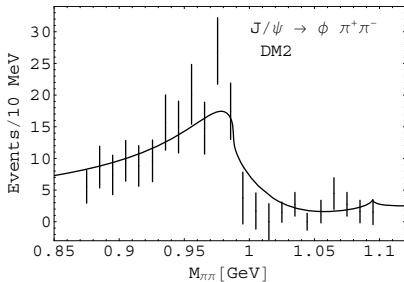
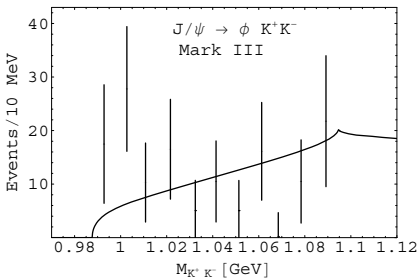
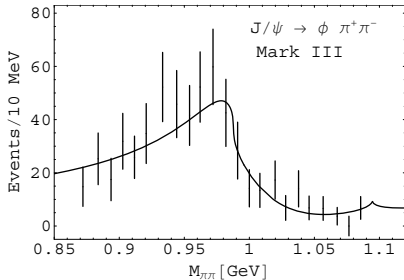


Figure: The $J/\psi \rightarrow \phi \pi \pi$ and $J/\psi \rightarrow \phi K \bar{K}$ decays.

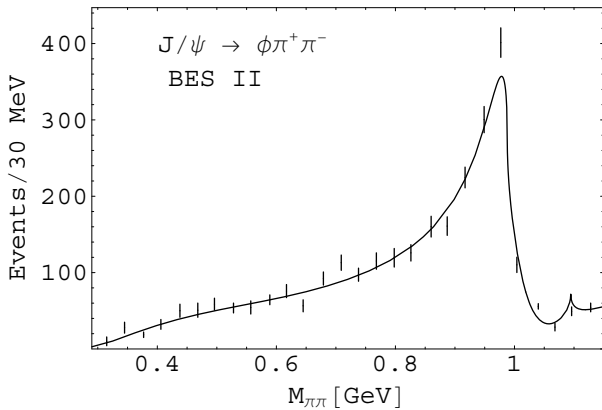


Figure: The $J/\psi \rightarrow \phi\pi\pi$ decay; the data of BES II Collaboration.

Important role of the BES II data: Namely this di-pion mass distribution rejects the solution with the narrower $f_0(500)$. The corresponding curve lies considerably below the data from the threshold to about 850 MeV.

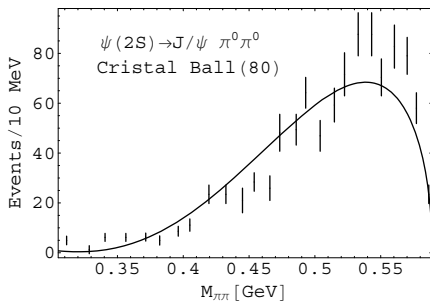
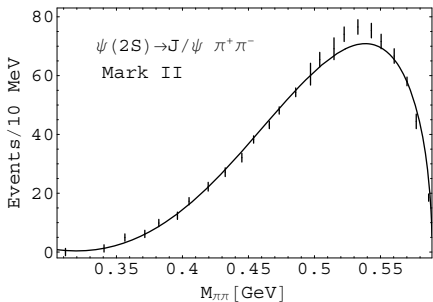


Figure: The $\psi(2S) \rightarrow J/\psi \pi\pi$ decay.

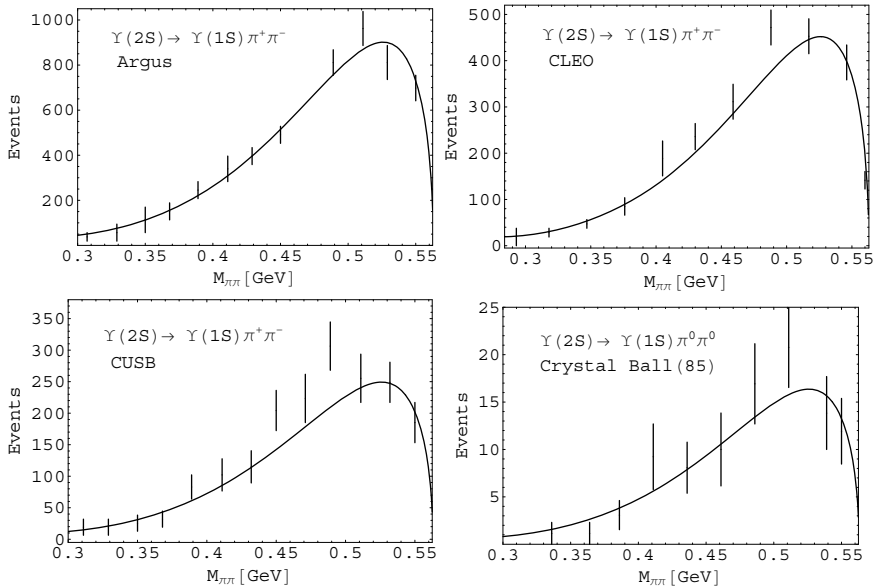


Figure: The $\Upsilon(2S) \rightarrow \Upsilon(1S)\pi\pi$ decay.

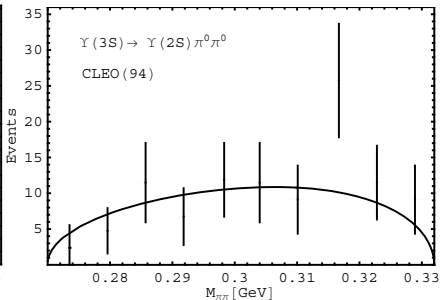
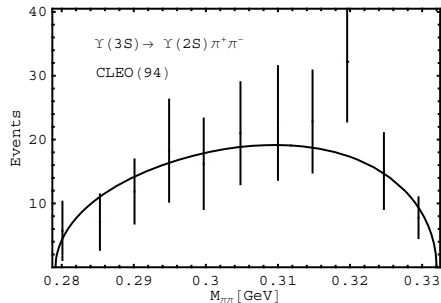
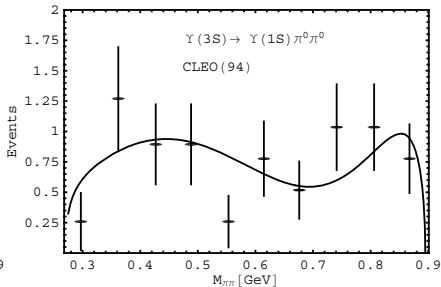
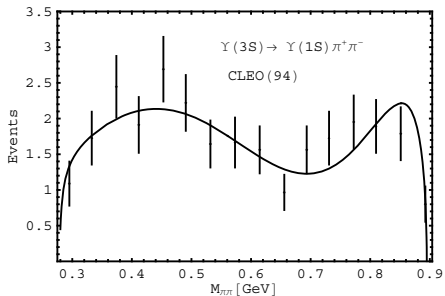


Figure: The decays $\Upsilon(3S) \rightarrow \Upsilon(1S)\pi\pi$ and $\Upsilon(3S) \rightarrow \Upsilon(2S)\pi\pi$.

Conclusions

- We have performed the combined analysis of data on isoscalar S-wave processes $\pi\pi \rightarrow \pi\pi, K\bar{K}, \eta\eta$ and on decays $J/\psi \rightarrow \phi(\pi\pi, K\bar{K}), \psi(2S) \rightarrow J/\psi(\pi\pi), \Upsilon(2S) \rightarrow \Upsilon(1S)\pi\pi, \Upsilon(3S) \rightarrow \Upsilon(1S)\pi\pi$ and $\Upsilon(3S) \rightarrow \Upsilon(2S)\pi\pi$ from the Argus, Crystal Ball, CLEO, CUSB, DM2, Mark II, Mark III, and BES II Collaborations.
- It is shown that in the final states of ψ and Υ -meson family decays (except for the $\pi\pi$ scattering) the contribution of coupled processes, e.g., $K\bar{K} \rightarrow \pi\pi$, is important even if these processes are energetically forbidden. This is in accordance with our previous conclusions on the wide resonances [Yu.S.Surovtsev et al., J.Phys. G: Nucl.Part.Phys. **41** (2014) 025006; PR **D89** (2014) 036010]: If a wide resonance cannot decay into a channel which opens above its mass but the resonance is strongly connected with this channel (e.g. the $f_0(500)$ and the $K\bar{K}$ channel), one should consider this resonance as a multi-channel state with allowing for the indicated channel taking into account the Riemann-surface sheets related to the threshold branch-point of this channel and performing the combined analysis of the considered and coupled channels. E.g., on the basis of that consideration the new and natural mechanism of destructive interference in the decay $\Upsilon(3S) \rightarrow \Upsilon(1S)\pi\pi$ is indicated, which provides the two-humped shape of the di-pion mass distribution.

- Results of the analysis confirm all of our earlier conclusions on the scalar mesons, main of which are:
 - 1) Confirmation of the $f_0(500)$ with a mass of about 700 MeV and a width of 930 MeV. This mass value is in line with prediction ($m_\sigma \approx m_\rho$) on the basis of mended symmetry by S.Weinberg [PRL **65** (1990) 1177] and with an analysis using the large- N_c consistency conditions between the unitarization and resonance saturation suggesting $m_\rho - m_\sigma = O(N_c^{-1})$ [J.Nieves, E.Ruiz Arriola, PR D**80** (2009) 045023]. Also the prediction of a soft-wall AdS/QCD approach [T.Gutsche, V.E.Lyubovitskij, I.Schmidt, A.Vega, PR D**87** (2013) 056001] for the mass of the lowest f_0 meson – 721 MeV – practically coincides with the value obtained in our work.
 - 2) Indication for the $f_0(980)$ (the pole on sheet II is $1008.1 \pm 3.1 - i(32.0 \pm 1.5)$) to be a non- $q\bar{q}$ state, e.g., the bound $\eta\eta$ state. Note that for a earlier popular interpretation of the $f_0(980)$ as a $K\bar{K}$ molecule, it is important whether the mass value of this state is below the $K\bar{K}$ threshold or not. In the PDG tables of 2010 its mass is 980 ± 10 MeV. We found in all combined analyses of the multi-channel $\pi\pi$ scattering the $f_0(980)$ slightly above 1 GeV, as in the dispersion-relations analysis only of the $\pi\pi$ scattering [R.García-Martín et al., PRL **107** (2011) 072001]. In the PDG tables of 2012, for the mass of $f_0(980)$ an important alteration appeared: now there is given the estimate 990 ± 20 MeV.

3) Indication for the $f_0(1370)$ and $f_0(1710)$ to have a dominant $s\bar{s}$ component. This is in agreement with a number of experiments: Conclusion about the $f_0(1370)$ quite agrees with the one of work of Crystal Barrel Collaboration [C.Amsler et al., PL B355 (1995) 425] where the $f_0(1370)$ is identified as $\eta\eta$ resonance in the $\pi^0\eta\eta$ final state of the $\bar{p}p$ annihilation. This explains also quite well why one did not find this state considering only the $\pi\pi$ scattering [W.Ochs, arXiv:1001.4486v1 [hep-ph]; P.Minkowski, W.Ochs, EPJ C9 (1999) 283; arXiv: hep-ph/0209223; hep-ph/0209225]. Conclusion about the $f_0(1710)$ is consistent with the experimental facts that this state is observed in $\gamma\gamma \rightarrow K_S K_S$ [S.Braccini, Frascati Phys. Series XV (1999) 53] and not observed in $\gamma\gamma \rightarrow \pi^+\pi^-$ [R.Barate et al., PL B472 (2000) 189].

4) Indication for two states in the 1500-MeV region: the $f_0(1500)$ ($m_{res} \approx 1495$ MeV, $\Gamma_{tot} \approx 124$ MeV) and the $f'_0(1500)$ ($m_{res} \approx 1539$ MeV, $\Gamma_{tot} \approx 574$ MeV). The $f'_0(1500)$ is interpreted as a glueball taking into account its biggest width among the enclosing states [V.V.Anisovich et al., NP Proc.Suppl. A56 (1997) 270].